

## Roon 60 天免费试用领取指引

### Instruction of getting 60-day free trial of Roon

**第一步：** 在随产品附带的 Roon 体验卡上找到 “兑换密码”；

**Step 1.** Find the Redeem Key from the supplied Roon Trial Card.



**第二步：** 访问矩声官网 matrix-digi.com，登录矩声社区账号，或注册新的矩声社区账号。登陆成功后，访问 matrix-digi.com/redeem/网页，按网页中的要求，输入兑换信息，包括您所购买的产品序列号、兑换密码、电子邮箱地址、购买渠道，然后点击 “兑换” 按钮。此网页可切换为中文；

**Step 2.** Visit matrix-digi.com, login your account, or register a new account. After your account logged in, visit matrix-digi.com/redeem/, enter the needed information including the serial number of the product you purchased, the Redeem Key, your email address and the place of purchase, then click “Redeem” button.

Free Roon Trial  
Redeem a 60-day trial opportunity of Roon

填写这些信息 Fill out the forms below

<p><b>Serial Number</b> <small>An 8 digit serial number located on the bottom of the product or on the side of the box.</small></p> <input style="width: 95%; height: 25px;" type="text"/>	<p><b>Redeem Key</b> <small>Located on the Roon trial code card included in the package of the Matrix product you purchased.</small></p> <input style="width: 95%; height: 25px;" type="text"/>
<p><b>Email</b> <small>This email address will be used to receive the Roon trial code. Please ensure the email address works normally.</small></p> <input style="width: 95%; height: 25px;" type="text"/>	<p><b>Place of purchase</b> <small>Please fill the name of the store or online store where you purchased your Matrix product in the box below.</small></p> <input style="width: 95%; height: 25px;" type="text"/>

[Verify](#)

[切换中文版](#)  
语言-简体中文

About Contact Agency Support Delivery Privacy

如果兑换成功，你将看到成功提示语。

If the redeem is successful, you will see the following prompt.

### Free Roon Trial

Success! Your Roon trial code has been sent to 'XXXXXXXXXX@XXXX.com'

如果兑换失败，你将看到失败提示语。

If the redeem is failed, you will see the following prompt.

### Free Roon Trial

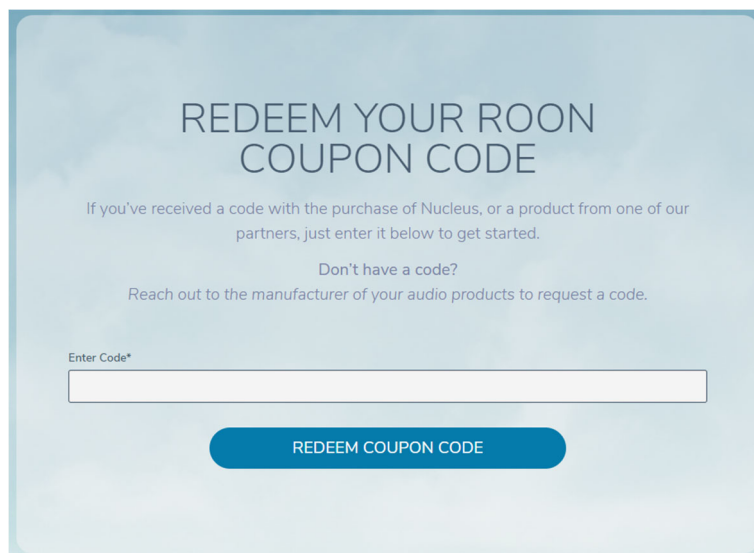
Sorry, the Redeem Key is incorrect or has been redeemed. Please try again or contact Matrix customer support.

**第三步：** 进入在上一步填写的邮箱，从新收到的邮件中找到 Roon 兑换码；

**Step 3.** Enter the email you provided at Step 2, find the Roon Trial Code from the mail.

**第四步：** 访问 [roonlabs.com/coupon/](https://roonlabs.com/coupon/)，输入邮件中的 Roon 兑换码，点击“兑换”按钮，如下图所示：

**Step 4.** Visit [roonlabs.com/coupon/](https://roonlabs.com/coupon/), enter your Roon Trial Code, click “REDEEM COUPON CODE” button.



**REDEEM YOUR ROON  
COUPON CODE**

If you've received a code with the purchase of Nucleus, or a product from one of our partners, just enter it below to get started.

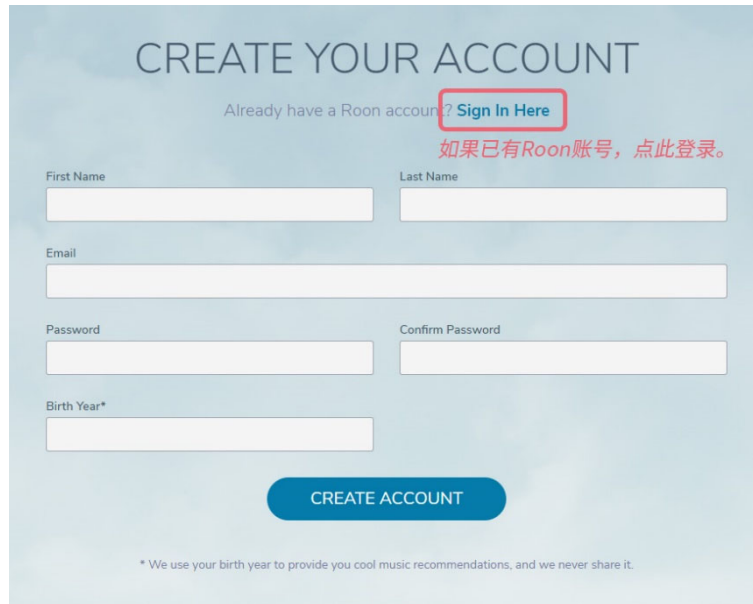
Don't have a code?  
Reach out to the manufacturer of your audio products to request a code.

Enter Code\*

**REDEEM COUPON CODE**

**第五步：**在这一步，你可以注册新的 Roon 账号，或者登录已有的 Roon 账号。需要注意的是，如果你的 Roon 账号曾经兑换过 Roon 的免费试用，则不能再次兑换。

**Step 5.** If you are new to Roon, you can register an account here. If you have a Roon account, you can login at this step. Please note, if your Roon account has been redeemed for Roon free trial, you cannot redeem again.



**CREATE YOUR ACCOUNT**

Already have a Roon account? [Sign In Here](#)

如果已有Roon账号，点此登录。

First Name

Last Name

Email

Password

Confirm Password

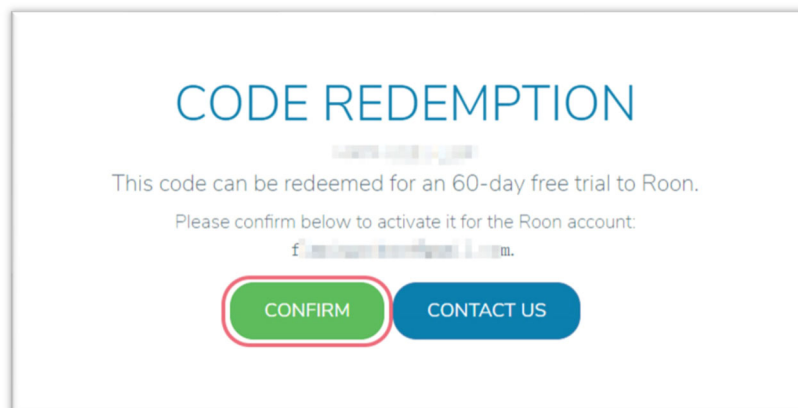
Birth Year\*

**CREATE ACCOUNT**

\* We use your birth year to provide you cool music recommendations, and we never share it.

**第六步：**当 Roon 兑换码和 Roon 账号均被验证可以兑换免费试用后，你会看到如下界面，点击“确认”按钮，则可以激活试用。

**Step 6.** If the Roon Trial code and your Roon account are valid for the redemption, you will see the page below, click “CONFIRM” button to active your free trial.



**CODE REDEMPTION**

This code can be redeemed for an 60-day free trial to Roon.

Please confirm below to activate it for the Roon account:  
f. [code] @matrixaudio.com.

**CONFIRM** **CONTACT US**

如果您在兑换过程中遇到任何问题，请通过矩声社区（matrix-digi.com/forums）获取帮助。

If you have any problems, please refer to matrix-digi.com/forums for help.